

1.5 to 3 tonne

# Diesel

## Forklifts



*Godrej*

# About us

India's  
**No. 1**  
Forklift Trucks

Welcome to the amazing world of Godrej - For over a 110 years, a USD 2 billion engineering and consumer products colossus - is one of India's most trusted and respected names. A world where technology goes hand in hand with people. Where innovation is the breath of existence. Where tomorrow is moulded today and where more than 14,000 people work towards the common goal of excellence. At a sprawling industrial garden township with more than 20 manufacturing units, we represent fields as diverse as Industrial Products, Office Automation, Office Equipment, Household Appliances to Security Equipment, Material Handling Equipment, Consumer Products, Chemical, Agro Products and Spacecraft Engines.

## We at Godrej Material Handling Equipment Division:

Over forty years ago, Godrej manufactured the first Forklift Truck in India, pioneering the industry. We are the undisputed markets leaders for material handling equipment in the country for over a decade. Operating in Mumbai from a 12000 sq m manufacturing plant, which is ISO 9001 and ISO 14001 certified by RW-TUV of Germany, we deliver a wide range of Forklift trucks, Attachments and Warehousing Equipment to customers in India and abroad.

## POWERHOUSE – DRIVE TRAIN

The drive train is the heart of every forklift truck, comprising of engine, transmission and drive axle. It provides acceleration, speed and gradeability ensuring higher productivity and faster operating cycle times.

**ENGINE:** 4 Stroke, 4 cylinder water cooled diesel engine with heavy duty dry type air cleaner, dual fuel filter, lubrication oil filter and protecto fuel filter cap. We are the only manufacturer to offer several engine options on our Forklifts Trucks.

**TRANSMISSION:** Automatic transmissions are best suited for variable speed - variable load applications. Torque multiplication at lower speeds results in faster acceleration giving excellent gradeability. Direction reversal is possible with the flick of a lever. This eliminates manual clutching and declutching resulting in reduced operator fatigue and allows the operator to focus completely on the load. We are the only Indian manufacturer of Forklifts to produce the Automatic Transmission in-house.

**DRIVE AXLE:** The drive axle is designed with 4.4:1 final gear reduction through fully enclosed ring gear and pinion. Axle end gear reduction within the drive axle assembly develops maximum torque at the drive wheel. Reduced torsional forces in differential and pinion shafts gives increased life and reliability to the drive line. Braking torque multiplication results in quick responsive braking with reduced pedal effort.

**48 hp (gross)  
@ 2200 rpm**




Engine options:  
**Simpsons S433**

Option of  
**Fluid Coupling Transmission**

*A powerful engine with a responsive automatic transmission and drive axle gives superior acceleration, gradeability, travel & lift/ lower speeds*

## RUGGEDNESS & STABILITY



**FRAME:** The durability, stability and power of a machine are derived from the strength of its structural framework. Our rugged, compact, monocoque frame construction with integral fuel and hydraulic tank provides a very stable platform for the complete forklift.

**MAST:** A high-strength, low-deflection mast with variable retainment mast rollers easily accommodates offcentre loads.

**OVERHEAD GUARD:** Driver's overhead guard developed with Finite Element technique, ensures operator's safety on all Godrej Forklift Trucks. It protects the driver from falling objects and also provides excellent upward visibility.


*Monocoque construction with built-in fuel and hydraulic tanks provides strength and stability*



## ENHANCED PRODUCTIVITY & PERFORMANCE

- Higher travel, lifting and lowering speed reduces operating cycle times and increases throughput.
- High Visibility Mast for quick and safe handling of material
- Feather touch power steering system allows sharper and effortless maneuvering in aisles
- Easy mounting and dismounting of forks and various attachments
- Excellent gradeability for climbing steeper gradients with load
- Container Stuffing and Destuffing made easy with container mast (optional)


*Lifting & Lowering Speed of 0.5 m/s  
Travel Speed of 18 km/h and Gradeability upto 28%*



## SUPERIOR ERGONOMICS

- Spacious operator cell with executive class leg room
- Adjustable driver's seat for comfortable driving
- Low step height for easy and safe entry / exit
- Ingress / egress from either side of the truck
- Knob on steering wheel facilitates single hand operation
- Soft touch accelerator and brake pedal for fatigue-free operation
- Clear View Mast for excellent forward and upward visibility
- Low position cowl and ergonomically placed controls makes material handling a pleasure

*Ergonomically designed and positioned controls, place everything you need to see, reach and hold precisely where the operator will expect them thus make for a comfortable driving experience*



## MAINTAINABILITY & SERVICEABILITY



- Wide opening engine hood provides easy access for maintenance
- Easily detachable floor plates allow clear access to the drive train
- Easy accessibility for checking and maintaining oil levels

*Our Comprehensive Service Network, Rapid Parts Supply and Short Response Times lead to CUSTOMER DELIGHT*



## SAFETY

**We invest in developing techniques that continuously improve our processes to deliver reliable and durable equipment.**

- Neutral start switch allows engine to start with direction control lever in neutral position only
- High coolant temperature and low engine oil pressure indicators help keep a check on the vital parameters of the truck
- Hydraulic brakes conform to IS: 9701(1980)
- Flow regulating valve automatically regulates lowering speed for greater safety and reduces lowering speed with heavier load
- Hose burst valve ensures controlled lowering in the unlikely event case of hydraulic hose failure
- Tilting of the mast is controlled by a counterbalanced valve built into the main hydraulic valve. This prevents the mast from over-running in the forward direction while carrying and tilting the load.
- Sturdy overhead guard protects the operator
- Load backrest supports load and prevents accidental falling of load onto the mast or operator

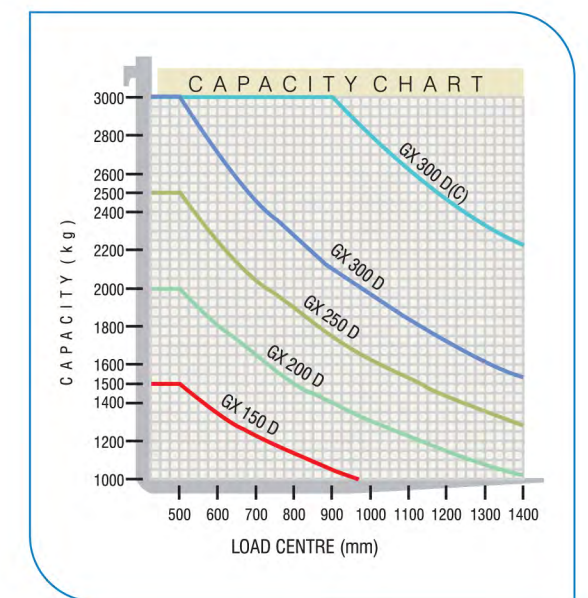
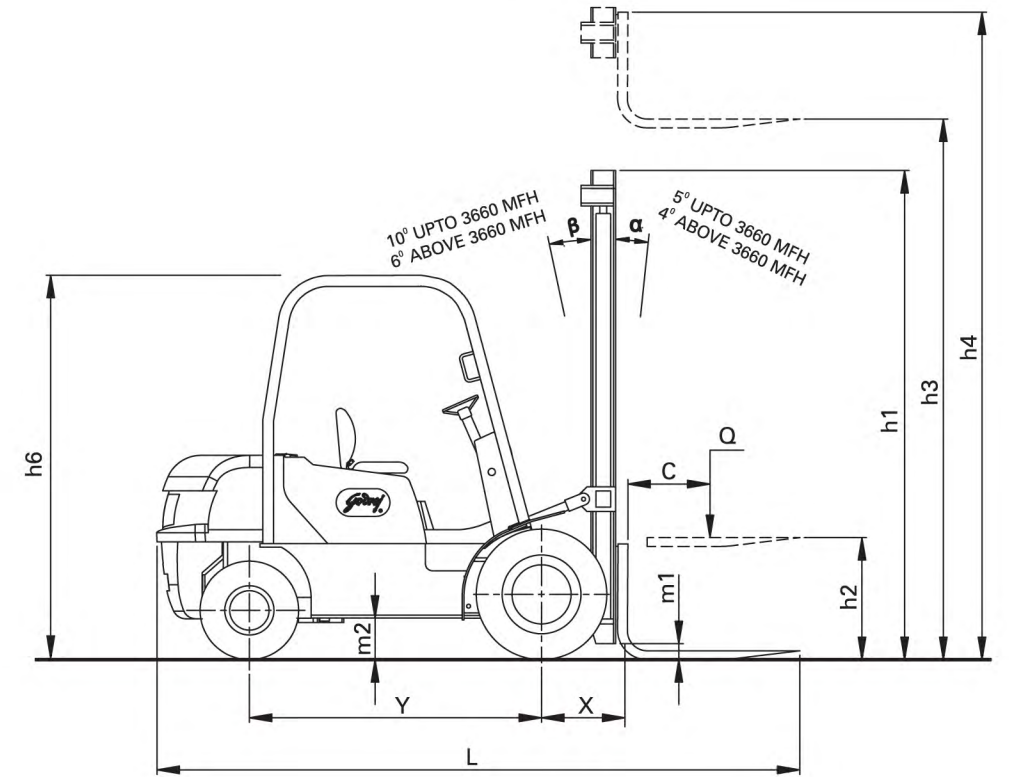
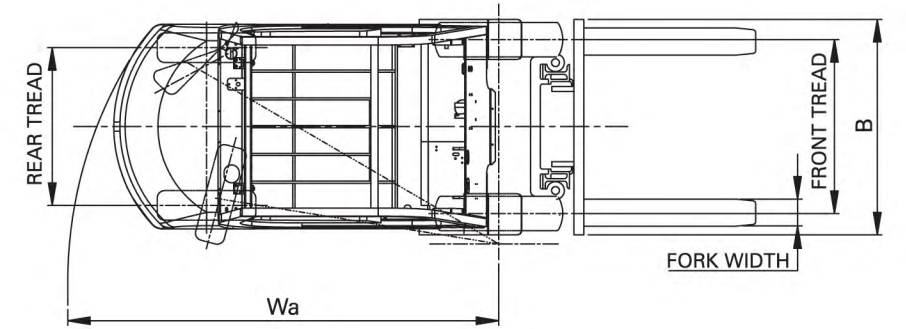
*There is an in-built mechanism that either prevents a mistake from being made or makes the mistake obvious at a glance*



# Specification

CHARACTERISTICS	MODEL	GODREJ MODEL NUMBER		GX 150 D	GX 200 D	GX 250 D	GX 300 D	GX 300 D (C)	
	CAPACITY	AT LOAD CENTRE		kg	1500	2000	2500	3000	3000
LOAD CENTRE	DISTANCE		mm	500	500	500	500	900	
POWER TYPE	DIESEL, IC ENGINE			DIESEL	DIESEL	DIESEL	DIESEL	DIESEL	
DIMENSIONS	NO. OF WHEELS	SINGLE (FRONT / REAR) / DUAL (FRONT / REAR)		(2 / 2) / (4 / 2)	(2 / 2) / (4 / 2)	(2 / 2) / (4 / 2)	(2 / 2) / (4 / 2)	(4 / 2)	
	FORKS	THICKNESS x WIDTH x LENGTH	mm	40 x 80 x 1000	40 x 80 x 1000	45 x 100 x 1000	45 x 100 x 1000	45 x 100 x 1200	
	OVERALL DIMENSIONS	OVERALL LENGTH WITH FORKS	L	mm	3580	3580	3700	3700	4320
		OVERALL WIDTH (SINGLE / DUAL) DRIVE	B	mm	1210 / 1650	1210 / 1650	1210 / 1650	1210 / 1650	1630
		OVERHEAD GUARD HEIGHT	h6	mm	2130	2130	2130	2130	2130
		DRIVER SEAT HEIGHT		mm	1150	1150	1150	1150	1150
		GROUND CLEARANCE AT CENTER OF WHEELBASE	m2	mm	175	175	175	175	175
		GROUND CLEARANCE UNDER MAST	m1	mm	90	110	110	110	110
	TURNING RADIUS	SINGLE / DUAL DRIVE	Wa	mm	2460 / 2500	2460 / 2500	2500 / 2600	2500 / 2600	3100
	FRONT OVERHANG		x	mm	450	450	450	450	530
RIGHT ANGLE AISLE WIDTH	ADD LOAD LENGTH AND CLEARANCE		mm	2910	2910	2950	2950	3550	
INTERSECTING AISLE WIDTH	ADD CLEARANCE (FOR SINGLE DRIVE)		mm	2090	2090	2200	2200	2800	
FORK SPREAD	SINGLE DRIVE / DUAL DRIVE			Adjustable upto 1000mm / 1475mm	Adjustable upto 1000mm / 1475mm	Adjustable upto 1000mm / 1475mm	Adjustable upto 1000mm / 1475mm	Adjustable upto 1000mm / 1475mm	
PERFORMANCE	TRAVEL SPEED	LADEN / UNLADEN	km / h	18 / 18	18 / 18	18 / 18	18 / 18	18 / 18	
	LIFT SPEED	LADEN / UNLADEN	m / s	0.5 / 0.5	0.5 / 0.5	0.5 / 0.5	0.5 / 0.5	0.4 / 0.4	
	LOWER SPEED	LADEN / UNLADEN	m / s	0.5 / 0.5	0.5 / 0.5	0.5 / 0.5	0.5 / 0.5	0.4 / 0.4	
	MAST TILT	FORWARD / BACKWARD UPTO 3660	$\alpha / \beta$	deg	5 / 10	5 / 10	5 / 10	5 / 10	5 / 10
		FORWARD / BACKWARD BEYOND 3660 UPTO 5500	$\alpha / \beta$	deg	4 / 6	4 / 6	4 / 6	4 / 6	4 / 6
	GRADEABILITY	LADEN / UNLADEN	%	28	28	28	28	25	
	TOTAL WEIGHT	UNLADEN	kg	3800	3800	4200	4200	5400	
	DRAWBAR PULL	LADEN	kg	1000	1000	1000	1000	1000	
	TYRES	FRONT - PNEUMATIC			6.50 x 10 x 10 PR	7.0 x 12 x 12 PR	7.0 x 12 x 12 PR	8.15 x 15 x 14 PR	7.0 x 12 x 12 PR
		FRONT - SOLID CUSHION (ID x WIDTH)		inch	6.5 x 10	7 x 12	7 x 12	7 x 12	7 x 12
REAR - PNEUMATIC				6.50 x 10 x 10 PR	6.50 x 10 x 10 PR	6.50 x 10 x 10 PR	6.50 x 10 x 10 PR	6.50 x 10 x 10 PR	
REAR - SOLID CUSHION (ID x WIDTH)			inch	6.5 x 10	6.5 x 10	6.5 x 10	6.5 x 10	6.5 x 10	
WHEEL BASE	DISTANCE	Y	mm	1620	1620	1700	1700	2100	
	TREAD	FRONT: SINGLE / DUAL	mm	990 / 1490	990 / 1490	990 / 1490	1035 / 1490	1490	
		REAR	mm	940	940	940	940	940	
BRAKES	SERVICE BRAKE			Hydraulic	Hydraulic	Hydraulic	Hydraulic	Hydraulic	
	PARKING BRAKE			Hydraulic	Hydraulic	Hydraulic	Hydraulic	Hydraulic	
ENGINE SPECS	ENGINE MAKE / MODEL			Simpsons / S 433	Simpsons / S 433	Simpsons / S 433	Simpsons / S 433	Simpsons / S 433	
	RATED OUTPUT AT RPM		hp / rpm	48 / 2200	48 / 2200	48 / 2200	48 / 2200	48 / 2200	
	CYCLE / CYLINDERS / DISPLACEMENT (CC)			4 / 4 / 3330	4 / 4 / 3330	4 / 4 / 3330	4 / 4 / 3330	4 / 4 / 3330	
	MAX.TORQUE @ RPM		Nm / rpm	200 @ 1200	200 @ 1200	200 @ 1200	200 @ 1200	200 @ 1200	
	TRANSMISSION	NO OF SPEEDS FORWARD / REVERSE			2 / 2	2 / 2	2 / 2	2 / 2	2 / 2
FUEL TANK			litre	58	58	60	60	60	
HYDRAULIC OIL TANK			litre	58	58	60	60	60	
ENGINE SUMP OIL			litre	6.5	6.5	6.5	6.5	6.5	
TRANSMISSION OIL			litre	7	7	7	7	7	
FRONT AXLE LOAD	LADEN		kg	4260	5080	6000	6600	7680	
	UNLADEN		kg	1860	2020	1900	1900	2680	
REAR AXLE LOAD	LADEN		kg	1200	800	700	900	780	
	UNLADEN		kg	2060	1880	2200	2600	2720	

All dimensions & specifications are subject to variation within  $\pm 15\%$



## Mast Dimensions & Capacity

TYPE OF MAST	MFH (h3)	FL (h2)	OAH (h1)	OAH* (h4)	GX 150 D		GX 200 D		GX 250 D		GX 300 D		GX 300 D (C)*	
					CAPACITY	CAPACITY	CAPACITY	CAPACITY	CAPACITY	CAPACITY	CAPACITY	CAPACITY		
2 STAGE CV	2100	105	1850	2850/2925	1500	1500	2000	2000	2500	2500	3000	3000	3000	3000
2 STAGE CV	3000	105	2300	3600	1500	1500	2000	2000	2500	2500	3000	3000	3000	3000
2 STAGE CV	3300	105	2400	3900	1500	1500	2000	2000	2500	2500	3000	3000	3000	3000
2 STAGE CV	3660	105	2630	4260	1500	1500	2000	2000	2500	2500	3000	3000	3000	3000
2 STAGE CV	4600	105	3100	5200	1500	1500	1500	1700	2200	2400	2600	2900	2500	2500
2 STAGE CV	5500	105	3550	6100	NA	1300	NA	1500	NA	2200	NA	2500	2000	2000
2 STAGE CV WITH FFL	3000	1530	2150	3600	1500	1500	2000	2500	2500	3000	3000	3000	3000	3000
2 STAGE CV WITH FFL	3660	1980	2580	4260	1500	1500	2000	2000	2500	2500	3000	3000	3000	3000
3 STAGE CV WITH FFL	4500	1530	2150	5100	1500	1500	1500	1700	2300	2500	2750	3000	2500	2500
3 STAGE CV WITH FFL	4800	1650	2250	5400	1500	1500	1500	1500	2100	2300	2425	2800	2200	2200
3 STAGE CV WITH FFL	5500	1925	2480	6100	NA	1300	NA	1300	NA	2200	NA	2500	2000	2000

Note: All dimensions in mm and capacity in kg  
Note: 6.0 m & 7.2 m mast available on request

\*Add 600mm if load backrest is offered \*Single drive available on special request

- MFH : Maximum Fork Height
- FL : Free Lift
- FFL : Full Free Lift
- OAHL : Overall Height Lowered
- OAHR : Overall Height Raised
- CV : Clear View

All specifications are subject to change without prior notice

Colours shown in the catalogues are indicative colours. Our Standard Colour is Traffic Yellow and Jet Black.

\*The image shown in the leaflet are representative. Actual equipment may differ in colour and optional accessories.



# Attachments

Shovel



Parrot Beak



Rotating Forks



Drop Bottom Dumper Box



Tri-Stacker



Baleclamps



Fork Mounted Crane




Prong



Four Drum Grab



Fork Positioner



Stoker



Paper Roll Clamp



# & Accessories

## Standard Equipment

### Equipment

- ♦ Automatic Torque Converter Transmission
- ♦ Clear View Mast with MFH 3300 / 3660 mm
- ♦ All-welded, High Visibility Overhead Guard
- ♦ Foot operated Hydraulic Service Brake
- ♦ Hand operated Parking Brake
- ♦ Adjustable and Comfortable Operator Seat
- ♦ ITA Class II / III Carriage
- ♦ Pneumatic Tyres
- ♦ Hydrostatic Power Steering
- ♦ Return Hydraulic Filter / Suction Hydraulic Strainer
- ♦ Load Lowering Valve, Hose Burst Valve
- ♦ Neutral Safety Switch
- ♦ 2-Spool Control Valve with Pressure Relief & Tilt Lock
- ♦ Vertical Exhaust
- ♦ Reversing Alarm
- ♦ Floor Mat
- ♦ Head and Tail Lights
- ♦ Electric Horn
- ♦ Rear View Mirrors
- ♦ Pair of forks
- ♦ Safety Belt (Seat)
- ♦ Load Sensing Valve

### Automotive type Instrument Cluster

- ♦ Fuel Gauge
- ♦ Hour Meter
- ♦ Battery Charging Indicator
- ♦ High Water / Coolant Temperature Indicator
- ♦ Low Engine Oil Pressure Indicator
- ♦ High Transmission Oil Temperature Indicator
- ♦ Parking Brake 'ON' Indicator
- ♦ Direction Indicator

Head Lights



Tail Lights



Spark Arrestor



## Optional Equipment

- ♦ Electric power shift single speed automatic transmission with wet disc breaks, inching control and 21% gradeability
- ♦ Fluid Coupling Transmission
- ♦ 2 Stage Mast upto MFH 5500 mm
- ♦ 3 Stage Mast upto MFH 7200 mm
- ♦ Solid Tyres
- ♦ Non - marking Tyres
- ♦ Dual Drive (4 front wheels)
- ♦ Longer forks (1200 mm - 2000mm)
- ♦ Customized Color Scheme
- ♦ Adjustable Steering Column
- ♦ Suspension seat

## Optional Accessories

- ♦ Enclosed Operator Cabin
- ♦ Exhaust Gas Purifier (Oxycat Gas Purifier)
- ♦ Flashing Beacon Light
- ♦ Fork Extensions
- ♦ Spark Arrestor
- ♦ Maintenance Tool Kit
- ♦ Tarpaulin Cover on Overhead Guard
- ♦ Towing Arrangement
- ♦ Water Muffler



# Our Range



Electric Forklift Trucks  
1.5 to 3 tonne Neo Series



Diesel Forklift Trucks  
1.5 to 3 tonne Bravo Series



Diesel Forklift Trucks  
4 to 6 tonne



Diesel Forklift Trucks  
5 to 10 tonne



Diesel Forklift Trucks  
12 to 20 tonne



Hand Pallet Truck  
2.5 tonne



Power Pallet Truck  
2 tonne



Fully Electric Stacker  
1.5 tonne



Articulated Forklift Trucks  
1.3 to 2 tonne



Tow Truck  
2 to 6 tonne



**CROWN**  
Warehousing  
Equipment



**KOMATSU**  
Forklifts



Industrial Cleaning  
Equipment



**HUBTEX**  
Side Loaders



**MERLO**



**iteco**

**DISTRIBUTION:** Our network of 16 company owned branches brings us closer to customers across India. This also gives us the edge to distribute equipment from global giants including Crown, Merlo, Tennant and Hubtex in India.

**GLOBAL FOOTPRINT:** Our quest for the world market has spurred us to establish an overseas branch and service center in Sharjah, UAE, besides a wide network of dealers all over the Middle East, Africa and South Asia. This is only the beginning of our quest for a globally significant presence.



## GODREJ & BOYCE MFG. CO. LTD.

Plant 16, Pirojshanagar, Vikhroli, Mumbai 400079

• Tel: +91 22 6796 4660 / 73 • Fax: +91 22 6796 1519  
• E-mail: mhemktg@godrej.com • url: http://godrejmh.com

## Overseas Branch and Service Centre,

SAIF Zone, P. O. Box 8549, Sharjah, U.A.E.

• Tel.: +971 55 899 2305 / 2316 • Mob.: 00 971 504629701  
• Fax: 00 971 65570966 • E-mail: mahesh@godrej.ae

## Branches & Service Centres

- Mumbai : 022 67961725 / 67961291
- Pune : 020 66255121-22
- Ahmedabad : 079 66060646 / 66060701 / 66060606
- Indore : 0731 4069335 / 2532917
- Chennai : 044 66544431-32
- Bangalore : 080 66472251
- Kochi : 0484 6612777 / 6612609
- Hyderabad : 040 66431203
- Vizag : 0891 2517930 / 2746511-2-3
- Delhi : 011 66507340 / 50
- Chandigarh : 0172 5012525 / 5037738
- Jaipur : 0141 6701441/2
- Lucknow : 0522 6754961
- Kolkata : 033 66013771-75
- Bhubaneshwar : 0674 2374626
- Coimbatore : 0422 2545799 / 599
- Guwahati : 03612 468242
- Raipur : 07716606706

Represented by: